

CALICO CAPERS QUILT GUILD

Volume 16 Issue 2

April—June 2016

SCOTTISH DIASPORA TAPERSTRY

Coming to Montello's Vaughn Hall July 16-31, 2016

The Scottish Diaspora Tapestry

On its North American Tour after its groundbreaking 2015 European & Australian Exhibition
In celebration of Scottish heritage and culture, the people and places which connect Scotland to its global diaspora. Brought to you by the Prestoungrange Arts Festival, the Montello Historic Preservation Society and the Wisconsin Friends of John Muir.

360 Hand-Stitched Panels will be on display
TWO Marquette County panels included!

The book, Greis-Bhrat Diaspora na h-Alba, shares the commentaries on the two MC panels:

PANEL US17-GRANITE WORKERS: From the start of quarrying the rich, red granite hill in the centre of Montello, Wisconsin in 1881, Scottish workers played a large role. The first granite quarry company sent for 125 "marble workers" and polishers from Scotland. Names like Andrew Rae, Robert Harper and John Robertson, all Scots arriving in the early 1800s, helped make the famous Montello granite internationally known and highly valued.

PANEL US20-JOHN MUIR: John Muir's family moved to Wisconsin in 1849 and setup Fountain Lake Farm. Here John was enthralled by the landscape, writing later of the white water lilies on the adjacent lake, the dragonflies and fireflies, the blue jays and the 'brave little bluebirds'. The family later moved to Hickory Hill Farm and before his farm work began John used his time to craft his first inventions."

From Kathleen McGwin's writings on 9/3/2013 on this tapestry block is being shared here with her permission.

"This special project that will be a part of Scotland Homecoming events in 2014 in John Muir's birthplace. If you go to www.scottishdiasporatapestry.org you'll learn that this world-wide project has participants

from countries where Scottish culture spread as Scots left their homeland and settled in new communities or built their own out of wilderness. Here in Marquette County, the Muir family from Dunbar was just one of many who chose Marquette

County in the new state of Wisconsin to settle and bring their own skills, knowledge and culture to their new homes.

This wool & linen tapestry that will be showcased in Scotland during 2014 and travel around the world after that, is constructed of large linen panels, each depicting a location where Scottish culture flourished & influenced communities around the world. The artist-designed panels were developed with local input and are being stitched in diaspora communities.'

Teapot Quilt Cottage, Montello generously shared space for individuals to drop in to stitch on this project and CCQG members, JD & EN have stitches in the PANEL US20!!

The Marquette County Wisconsin Friends of John Muir has shared that this traveling exhibit currently only has confirmed at four locations within the United States during 2016. Yes, Marquette County being one of them!!!


As details become available, they will be posted in the Marquette County Tribune. Plan to attend this amazing exhibit & bring along a friend or two!



BOOK REPORT

In my search for barn quilt information, I stumbled across this book, From the Bedroom to the Barnyard. It definitely caught my attention!

It is actually a quilt book that creates a nine-patch sampler honoring *barn quilts* published by Kansas City Star Quilts. Most, but not all of the barn quilt squares are from Sac County, Iowa. It makes you want to get in your car and take a road trip. Featured are two squares from the Barns of Old Mission Quilt Trail north of Traverse City, Michigan. One quilt square is from Illinois and was placed on a corn crib.



Since I am new to quilting, the names of blocks fascinates me. I've always wanted to try sewing a traditional Churn Dash block. Now I know it also is called Hole in the Barn Door; Monkey Wrench; Pioneer Patch and Crow's Nest. I believe I will continue to call it Churn Dash.


This book actually was published in 2010, two years before Suzi Parron's Barn Quilt Book. Her book and blog are mentioned in the introduction.

I enjoyed reading about each of the nine barn quilt squares. The stories are fascinating. This would make a lovely sampler quilt....someday?!

"If you stick only to the interstate rather than the nation's back roads, pity you. Because there on many of America's rural highways, you will see an arts movement spreading across the country like, well, a home-spun quilt.

Like quilting itself, the growth of barn-quilt trails is a grass roots movement. There is no massive, single organization behind it. It is as much about satisfying a community's artistic itch as it is prettying up a barn.

Barn quilts are painted quilt squares usually fashioned on boards and then mounted on a barn or other building. The size of the square vary but usually, they measure 8-feet or 4-feet. On one barn quilt trail in Monroe County, Ohio they decided the patterns would be more striking painted directly on the barn surface." -excerpt From the Bedroom to the Barnyard



Donna Sue Groves is the acknowledged founder of the barn-quilt movement. It all started as a tribute to her mother in around 2001. Her 'project' has now spread into neighboring counties and into adjacent states!

This simple idea has spread to 48 states and to Canada. In Wisconsin, we now have sixteen counties that have barn quilt trails. Over 7,000 quilts are part of organized trails.

Many organization get involved in these trails. There are art groups, quilt guilds, HCE, 4-H clubs...even rural electric coops.

Perhaps the person most on top of the latest quilt-related news is Suzi Parron. You can follow her on her blog <http://americanquilttrail.blogspot.com> or check out her book, Barn Quilts and the America Quilt Trail Movement.

-Book Report by EN

BLOGS: <http://barnquiltmemories.blogspot.com> & <http://www.americanquiltbarns.com>

Remember Suzi along with Jerry Apps will be our featured guests at the Heritage Days on June 14th.

NEW RELEASE: Following The Barn Quilt Trail – April 15, 2016

In Following the Barn Quilt Trail, Parron brings readers along as she, her new love, Glen, their dog Gracie, and their converted bus Ruby, leave the stationary life behind. Suzi & Glen follow the barn quilt trail through thirty states across thirteen thousand miles as Suzi collects the stories behind the brightly painted squares. With plentiful color photographs, this endearing hybrid of memoir and travelogue is for quilt lovers, Americana and folk art enthusiasts, or anyone up for a good story.

UPO CHALLENGE

The challenge which began at our January 4, 2016 meeting had twenty-two members accept the challenge. That means a potential of 136 completed projects & just in time for our October show!!! At our February meeting, seven shared finished UFO and had it checked off their submitted list.

The numbers for the first quarter are as follows: January #6; February #1 and March #3

We are glad you joined in the challenge & fun and you may just get six (6) UFO's completed in 2016!

Special Events Committee

OUTREACH NEWS

Despite the fact that we cancelled the Outreach work day in January, we have accomplished a lot so far this year! Several people volunteered to take home the BOM from last year and have put them together. Some took home quilt tops to be bound as well.

At the February meeting it was brought to the guilds attention that Divine Savior Healthcare *Transforming Care At Bedside* is looking for donations [see page 5]. They do not want the quilts to be large as they will be used around the patients' shoulders or on their lap. The quilts will then be given to the family after the patient passes to give them some comfort as well.

We thought it would be a great way to give back to those going through such a difficult time. What a perfect way to utilize those zip lock bags of 4-inch squares! So at the February Outreach work day, we started to put kits together using the 4-inch squares plus a pattern (or use a pattern you might have if you want) that can be taken home by guild members to do at home and then bring back to a meeting. At that time they will get quilted and bound. We thought if we could keep the size of these quilts (including borders) no larger than 44 x 52, then we wouldn't need more than 3 yards of fabric for the backings. Several of these quilt tops were assembled at our February workshop using the 4-inch squares and some people took kits home with them, so we are off to a good start! These quilts also are small enough and the design simple enough that if someone wanted to quilt it on their home sewing machines they could. A simple stitch in the ditch would work just fine. Also, if members would like to make one or more of these small quilts using their own fabric at home they certainly can do that. All of the 4-inch squares are floral so we could use some masculine looking quilts too. If you can help us with that it would be greatly appreciated. We have some juvenile fabric in our stash so we will use that should they have any young children at TCAB.

Outreach is so blessed to have such wonderful members in this guild that support our efforts to help the community! Whether you came to a workday, donated fabric, quilted, did binding, gave wonderful ideas, donated blocks or quilt tops, we could not do what we do to help the community! The members of Calico Capers make it a pleasure to serve on the Outreach Committee! Thank you.

HOW TO TELL IF YOU ARE A REAL QUILTER



1. There is more fabric in the house than food.
2. 'Fat Quarter' is not the heaviest part of your body.
3. Your ironing board is always setup, but you never iron clothes.
4. You think of your job as an interruption of your quilting time.
5. You 'pet' fabric.
6. People are always picking thread off you.
7. You can measure a scant 1/4-inch by eye.
8. 'Featherweight' does not mean boxer.
9. Your UFO's are not from outer space.
10. You clean up your sewing room & they think that you are leaving.

CYNDIKATION CLASS 2 DAY WORKSHOP

May 20 & 21, 2016 starting at 9:00 AM both days, stay as long as you like.

Instructors: Cindy Fenster and Kathy Doyle. Workshop held at Kathy's Quilting Barn, Hwy. O, Portage. *Cyndikation*...Quilt your own quilt on your own sewing machine and save the cost of professional quilting. You will be shown Kathy and Cindy's method of sectioning your quilt, layering with batting and backing, machine quilting, then using their technique for connecting sections and completing your project.

The location has two cutting boards, four design walls, two large ironing boards, work tables. Lunch, coffee & water will be supplied.

- Workshop cost \$50.00 + \$6.00 pattern is required.
- When registration, check and information below is received, your spot will be reserved. Maximum of 16 quilters, first come first served.
- Pattern available April 4, when registered, that will show instructions so piecing can be started before class.
- Checks to "Calico Capers Quilt Guild", mailed to Betty Biech, E14331 Wall St., Baraboo, WI 53913.

Money will not be refundable, but can send someone else in your place.

Questions: Call [608-297-8742](tel:608-297-8742), [608-963-9273](tel:608-963-9273), or [608-742-6849](tel:608-742-6849).

Name _____ Phone _____


Address _____

E mail _____ Date Amount Pd. _____

A quilter walks into a bar, orders a beer and tells the bartender to keep 'em coming. A friend passes by on her way to the fabric store and is surprised to see the quilter in the bar.

When the friend walks in and asks the quilter what she's doing there she says: "It's research for my next quilt; I've never made a Drunkard's Path before."

Mixology is the art and science of mixing drinks. Don't know much about that, but fabric lines today contain all the ingredients necessary to whip up the perfect quilt: great colors, fun prints, and the kind of style that inspires creativity. -MSQC-



THRIVENT FINANCIAL ACTION TEAM

CCQG has already taken advantage of this opportunity and has reached out into our communities with quilted projects. Thanks goes out to JM & JP who have both sponsored an Action Team in the last two years!

How it works...think about an unmet need in your community and how you could help. Apply to lead your volunteer team in a one-time fundraiser, service activity or educational event that can be completed within 90 days. Once your project is approved, you'll receive a Thrivent Action Kit and a \$250 Community Impact Card you can use as seed money to purchase project supplies and create promotional materials.

How often am I eligible?

All Thrivent members are eligible to lead a Thrivent Action Team. However, the number of teams each member can lead per year depends on his or her membership type.

It starts with an idea powered by your passion. Bring a team together to make an immediate impact on a cause you care about. We welcome your help if you have a Thrivent membership and would like to sponsor a team. Check with the girls if you have any questions about how to apply or what needs we may have for Community Outreach.

Check out: ww.thrivent.com/making-a-difference/living-generously/thrivent-action-teams/

Because life is extraordinary

Divine Savior Healthcare is implementing a new program on the Medical Surgical Floor and the Intensive Care Unit through a group called TCAB (Transforming Care At Bedside). *Comfort Care Bags* will be distributed to the patient and patient's families that are at the end-of-life and receiving comfort care. Comfort care is care that helps or soothes a person who is dying. The goal is to prevent or relieve suffering as much as possible while respecting the dying person's wishes. The hope for this program is to deliver the best possible care for patients and their families throughout the dying process.

This program is upholding the mission of Divine Savior Healthcare.

- We believe God is the author of life.
- That every life holds meaning.
- That caring for life is our reason for being.
- That we cannot care for the body without caring for the spirit.
- That the ends of caring are to foster birth and healing, to dignify life and dying.

The comfort bag will include: a folder with information on death and dying, a list of grief support groups and counseling services in the area, a list of local funeral homes and items of comfort for the patient and family to have access to during this very difficult time. The comfort items that will be included in the comfort bag for the families are: donated prayer shawls/quilts, a Bible, and palm crosses. There will also be an option for a CD player with music to be brought into the patient's room if desired by the family. Finally, after the patient passes away, a sympathy card will be mailed to the patient's family with signed by staff members.

On behalf of Divine Savior, we offer a sincere thank you for the generous donation of your time, resources and talents to help make this program a success. The lives of the patient's and their families will be touched, bringing comfort to them as they are going through the difficult phases of the death and dying process.

If you are interested in learning more or making a donation toward this program, please contact Melissa Sommers at (608) 333-3532 for more information.

ENDEAVOR FOOD PANTRY



Another opportunity to reach out into our communities. If you missed the article in the Marquette County Tribune-February 25, 2016 issue, Debbie Thome shared an article the pantry located at the Trinity United Church of Christ in Endeavor. Organizers are asking for donations of food, personal hygiene items and household & cleaning supplies

The Food Pantry extends a huge thank you to anyone & everyone who helps out to keep the pantry up and running for families in need.

This church helped us out when we needed a spot to host our monthly meetings and we continue to have a wonderful working relationship with them. Let's help them out by bringing a donation for the pantry to each of our monthly 2nd Quarter meetings. Just leave them on the table at the hall. Thanks!

April: Canned Food Goods; May: Boxed/Packaged Food Goods; June: Paper or Hygiene Products

MONTHLY MEETINGS

Our monthly meetings will be held at the Trinity United Church of Christ Fellowship Hall located at 234 N. Church Street, Endeavor unless otherwise noted.

April 4th—6:15 pm Snacks/6:30 pm Meeting

- * PROGRAM: *CYNDIKATION*. Tonight our featured guests will be Cindy Fenster & Kathy Doyle who will share their trunk show on this technique of quilting your own quilt on your sewing machine. (See page 2 about their workshop in May)
- * Show 'n Tell & JOT
- * Endeavor Food Pantry Donation: Canned Food Goods
- * Hostesses: PJ, DN & EN

May 2nd—6:15 pm Snacks/6:30 pm Meeting

- * PROGRAM: *I Knew Her When*. Tonight our featured guest will be Cindy Wilson who will share her trunk show. Giving a showing in Marquette County gives you a chance to see quilts you may have made with Cindy in a workshop and/or a retreat or seen in a previous trunk show. But Cindy is digging in the 'land down under' to show quilts from her twenty-eight year quilting career you haven't seen for awhile!
- * *Reaching Out* BOM
- * Show 'n Tell & JOT
- * Endeavor Food Pantry Donation: Boxed/Packaged Food Goods
- * Hostesses: YB, AS & JW

June 6th—6:15 pm Snacks/6:30 pm Meeting

- * PROGRAM: *What's In YOUR Toolbox?* We all have a special tool or two that makes our quilting or sewing projects much easier to tackle. Tonight you are asked to help with the program presentation by bringing two unusual tools that you just can't live without in your sewing space.
- * *Reaching Out* BOM
- * Finalize Plans for Country Heritage Days
- * Show 'n Tell & JOT
- * Endeavor Food Pantry Donation: Paper or Hygiene Products
- * Hostesses: BB, RM & AN

Hostesses:

Thank you for sharing your hospitality with us.


We ask that you have the snacks ready for members by **6:15 PM**. We will start with this and then proceed to our meeting promptly at 6:30 pm.

Doors at the church Fellowship Hall will be opened by 6:00 PM for your convenience unless you make other arrangements.

Thank you.

\$8 SPECIALS

Thursday, April 14th 9:00 am—2:00 pm: SPARKLER... This quick & easy design looks much more complicated than it really is. Use a roll of pre-cut (jelly roll—2.50 inch x WOF) with half light and half dark and a 60 degree triangle ruler. Instructor: PJ/ Location: First National Bank Community Room, Montello. Supply list will be furnished upon payment.



Thursday, May 12th 9:30 am—3:00 pm: LIBERTY STAR BASKET... The basket is paper pieced [no worries! Amy will take you through this process piece-by-piece] and can be embellished with ric-rac and buttons. Borders are quick pieced for a patriotic wall-hanging for your holiday festivities. Instructor: AS/Location: First National Bank Community Room, Montello. Supply list will be furnished upon payment.

These are the last two sessions as we are taking the summer off. See again in September when \$8 Special resumes.

RECIPES SHARED

Many of you asked for the recipes from our January meeting and EB has graciously shared them.

Wassail

Boil 1 quart water and 2 c. sugar for 10 minutes.

Add, in small sack:

- 12 whole cloves
- 4 allspice berries
- 2 t. ground ginger
- 4 sticks cinnamon

Brew 1 hour.

Remove spice sack.

Add: 3 c. orange juice
1 c. Realemon
2 quarts cider

Bring to a boil but do not boil.

Makes 1 gallon; serves 16-20 people

Apricot-Cherry Slab Pie

Prep: 30 minutes Bake: 40 minutes

- 3¼ c. all-purpose flour
- 1 tsp salt
- 1 c. shortening
- 1 egg yolk
- Milk
- ½ c sugar
- 3 Tbs cornstarch
- 3 - 15¼ oz cans apricot halves, drained and cut up well
- 1 - 16 oz can pitted tart red cherries, drained
- 1 recipe Vanilla Glaze (see below)

For pastry, in a large mixing bowl stir together the flour and salt. Using a pastry blender, cut in shortening until mixture resembles coarse crumbs. Lightly beat egg yolk in a glass measuring cup. Add enough milk to egg yolk to make ¾ cup total liquid; mix well. Stir egg yolk mixture into flour mixture; mix well. Set aside 1/3 of dough.

On a lightly floured surface, roll remaining 2/3 of dough into an 18x12 rectangle. To transfer pastry, carefully wrap it around the rolling pin; unroll into a 15x10x1-inch baking pan (pastry will hang over edges of pan). Preheat oven to 375 degrees F.

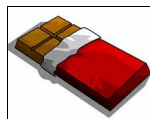
In a large bowl combine sugar and cornstarch. Stir in apricots and cherries. Spoon into the prepared crust.

Roll the remaining dough into a 16x11-inch rectangle; place over fruit. Bring bottom pastry up and over top pastry. Seal edges with the tines of a fork. Prick top pastry over entire surface with the tines of a fork.

Bake about 40 minutes or until golden brown. Cool in pan on a wire rack. Drizzle with Vanilla Glaze. Cut into 2x3-inch bars. Makes 25 bars. Serve warm or cool.

Vanilla Glaze: In a small bowl combine 1¼ cups sifted powdered sugar, ½ teaspoon vanilla or almond extract and enough milk (5-6 teaspoons) to make of drizzling consistency.

Some days I only need a little chocolate



and

LOTS of fabric!





SAVE THE DATE

The date has been approved and the CCQG Quilt Show will be held on Saturday, October 1st at the Oxford Elementary School.

Set-up will be Friday night.

Mark your calendars now and save the dates so you are able to lend a hand with this event.

As you do your spring cleaning, there will be a treasures sale.

Details & updates to follow in the 3rd Qtr newsletter.



RAFFLE 2016



The raffle committee is hard at work getting the final stitches in the prizes for our 2016 raffle. Below is a sneak preview of what will be available for the CCQG raffle.

Tentative plans are to have the raffle prizes completed and tickets ready for sale by our Heritage Days on June 14th and continue on with sales until the drawing which will be at our quilt show on October 1st.

The committee is looking for name suggestions so they can 'name that quilt'.

Contact either Amy or Karen ASAP with your suggestions!



HOPES & DREAMS QUILTS FOR ALS

The CCQG Community Outreach Committee had a lovely Weaver Fever quilt ready for donation to this project. All quilts will be hand delivered by the ALS Association to "PALS" (Patients with ALS) nationwide.

Thank you to PC for seeing the quilt was packed & form filled out and mailed on behalf of the guild.

QUILTS OF VALOR

QOV WORK SESSION FEBRUARY 6th, 2016
Kilbourne Public Library, Wisconsin Dells

