


Calico Capers Quilt Guild

Volume 19 Issue 2

www.ccqg.org

April -June 2019

Designer Spotlight: Jason Yenter



At the tender age of 13, Jason Yenter spent his afternoons reshelving bolts of fabric in his mother's Seattle quilt shop. Knee deep in quilting cotton, I'm sure he never imagined his future as a world-famous fabric designer!

Decades later, Jason has designed more fabric than could have ever fit in that little 400-square foot shop! His prints are full of fantasy, and

with digital printing he is able to produce colors as vivid as your loveliest dreams!

IN THE BEGINNING FABRICS The Art of Fabric™ Established 1977

In The Beginning was started in Seattle, Washington, as a retail store in 1977 by Sharon Evans Yenter. It was Sharon's goal to fill quilters' & crafters' need for high-quality cotton fabrics, classes, inspiration, and friendship. Over the years In The Beginning grew from a tiny loft space into an over 6,000-square-foot quilters' paradise. In 1996 a new division was added to the company and In The Beginning Fabrics was born. Jason designed his first collection: *Atlantis*. This new addition's purpose was to create beautiful and innovative cotton fabrics to be sold at independent fabric shops across the U.S.A. and around the world.

Since then Jason has created upteen collections with his patterns printed on almost two million yards of cotton, men's shirts and even paper products for Michael's. No longer finding time to sew, Jason designs quilts and produces quilt books—often coordinating with specific fabric collections.

In 2005, the decision was made to close the retail store and concentrate solely on creating fabrics. Both mother & son now spend the bulk of their time personally designing or working with other artists to design the twelve to fourteen collections the company produces each year. The company also produces a variety of books, patterns and free handouts.

On their web-site (<http://www.inthebeginningfabrics.com/>), you can check out **FABRIC GALERIES** of modern, traditional, bright, rich—they have something for everyone in their collections. **BOOKS & PATTERNS** they produce a wide variety of books & patterns to coordinate with their fabric collections. **FREE PDF VERSIONS OF SOME OF THEIR FAVORITE PATTERNS.** Or to keep current, join their email list with chances to win monthly prizes!

Another site you need to check out is <https://okanarts.com/jason-yenter/>. You don't even need to read the captions under the pictures as they say it all!!! Oh my goodness...I will give you a brief synopsis from the site by the interviewer.

"Visiting In The Beginning Fabrics corporate headquarters, I first stepped into a welcoming showroom. I found Jason, now President/Creative Director, in his office brimming with printouts of fabric collections—taped to the wall, on the floor and on all horizontal surfaces. Even his computer screen displayed fabric patterns.

Besides designing his own collections, Jason collaborates with a cadre of artists to develop 12 to 14 collections every year. Even though In The Beginning Fabrics has a warehouse across town, tons of fabric filled the backrooms of the sprawling one-story building.

As we finished up our time together, Jason spoke passionately about In The Beginning's role in making fabrics for quilters. "*Quilts are heirlooms that are handed down from generation to generation. In 100 years from now, people will be looking at quilts with our fabrics in them! We're creating New History here.*"

He also talked about Sharon. "*I'm so proud of my mom. She's created a legacy.*" Sharon and Jason—a mother and son—have brought color, pattern, and a love of quilting to others. They've made delightful contributions to quilters in Seattle and around the world for almost 40 years."

MONTHLY MEETINGS

Our monthly meetings will be held at the Moundville United Methodist Church Fellowship Hall located at W5501 County Road O, Endeavor unless otherwise noted.

April 1st 6:00 PM Snacks/6:30 PM Program

- PROGRAM: *Sleep In Heavenly Peace*-Sara Shaver from the Columbia County Chapter will be our featured guest & share their goal of "together, we can get kids off of the floor in our town". Community Outreach plans to have some quilts ready for donation that evening.
- REACHING OUT BOM
- SHOW 'N TELL
- Hostesses: TE; EH; EH & JW

May 6th 6:00 PM Snacks/6:30 PM Program

- PROGRAM: *Dreamy Dresdens*-Tonight Amy & Jane will explore the rich history of this popular block first thought to have been published in the 1920's. View not only vintage quilts but they will work you though traditional into the modern.
- REACHING OUT BOM
- SHOW 'N TELL
- Hostesses: SC; MD; MM & AN

June 3rd 6:00 PM Snacks/6:30 PM Program

- PROGRAM: *NOW & THEN, A Quilter's Journey*-Judy S. Kroes (from Racine) will be our featured guest for the evening. Judy will present a trunk show journey to award winning quilts. She has been teaching quick & easy methods of cutting/piecing quilts for over 40 years and will share her new techniques in designing fractured quilts. Judy is now teaching a spring & a fall workshop for Fox Valley Tech in Wautoma.
- REACHING OUT BOM
- SHOW 'N TELL
- Hostesses: KH; SL; JM & AS

There was a request at our January 2019 meeting to post, in our newsletter, a reminder to members to please wear name tags to all guild sponsored functions. *"The name tag worn on the clothing is a means of displaying the wearer's name for others to view."*

Hostesses:

Thank you for sharing your hospitality with us.

We ask that you have the snacks ready for members by **6:00 PM**. We will start with this and then proceed to our program promptly at 6:30 pm.

Doors at the church Fellowship Hall will be opened by 5:45 PM for your convenience unless you make other arrangements.

Thank you.

\$ 8 SPECIALS

Tuesday, April 16th—Chenille It. Create a chenille trivet from flannels or homespun for your dining room table. Binding tips & tricks will be covered. Kits will be available upon requests. Instructor: AO Fortifi Bank Community Room, Montello. 9:00 am—3:00 pm.

Sign-up sheets will be at the monthly meetings. Upon payment, you will receive the supply listing.

This session will be held at the Fortified Bank [former First National Bank] Community Room, Montello.

CHRISTMAS PARTY COMMITTEE

At press time, CCQG still does not have members signed up to serve on this committee.

If no one volunteers to plan & host the 2019 Christmas Party, we will just have a regularly scheduled monthly meeting that December 2nd evening.

Please consider planning a party gathering during the holidays.



MEET YOUR SISTER QUILTER



TWISTER

Tip: When working with the Twister Tool and seeking out new designs, utilize cross-stitch patterns for inspiration. The Twister is based off of a square-grid format as is cross-stitch.

Wow...what avenues open up when thinking along those lines!!!

Thanks to our guild Secretary, Marny, for sharing that tidbit.



HOBBIES ARE GOOD FOR YOUR HEALTH

Choose something that brings you:

- ♥ Joy
 - ♥ Peaks your curiosity
 - ♥ Gets your blood moving
 - ♥ Sends you to the library
 - ♥ Creates a desire to take a class & learn new skills
- Find a hobby you love! Studies have shown that participating in leisure activities reduces stress.

We pursue a certain type of hobby because we enjoy the subject matter or activity.

When we enjoy something it helps relieve stress in our lives. Some hobbies even create a calm atmosphere and we find ourselves humming a tune or smiling with pure delight.

Many hobbies provide great brain exercise as we construct, cut, assemble, envision and analyze. Those activities improve our memory.



OUTREACH 2019

The winter has been brutal! January we needed to cancel the Community Outreach work day due to the weather.

The weather for February work day was a little more cooperative. We made backings for a lot of quilt tops, attached binding on two bunk bed quilts that JM will sew down on the back with a friend, and made binding for several bunk bed & comfort quilts too. Because of the forecast of snow that afternoon, we decided to end the day a little earlier so we could all get home safely before the snow started. In fact, snow was just starting as JP pulled away from the Endeavor Community Center!

At this time, we have three quilts from the Quilt Bank that are being donated. One is going to J & J Fireball Bowling Ally in Portage for their fundraiser in March for the UW Carbone Cancer Center, Madison. This is the second year we are donating to this great fundraiser. The second quilt will be going to a Thrivent Action Team for *HOPE FOR HEIDI* Benefit March 31 for a young woman in the Westfield area who has cancer. The third quilt is going to the Endeavor PTO for a fundraiser they are having in April.

We have been blessed to have several fabric donations this year (and it's only the end of February) to our Outreach program! SB brought three plus huge boxes of fabric to the February work day! The fabric came from S's Aunt Rose who recently passed away. Her Aunt Rose was a very talented and accomplished quilter who won many ribbons.



We have three quilts that members of our guild have created for the Sleep in Heavenly Peace organization which will be donated at the April meeting along with the ones the guild has completed.

✿ SKS

✿ BL plus she has taken one of the '*quilts in progress*' to finish at home which MB will donate her longarm quilting

✿ SM

-SB has longarm quilted one of our Blocks of Month quilts. That is the quilt that is going to J&J Fireballs' fundraiser.

-The sisters, E&E, have made several Comfort quilts so far for Divine Savior Healthcare in Portage.

-EN recently pieced a quilt top that will be quilted for the Budda Box golf fundraiser in July.

The members of this guild consistently show how generous they are with their time & talents to give back to the community and to support our outreach efforts! This guild's generosity does NOT go unnoticed! Every one of our members have supported our efforts in one way or another. Making BOM (blocks of the month) and coming to the monthly work days in Endeavor are so appreciated!

All work days run from 9:00 am to 2:00 pm. The committee supplies a morning treat with coffee and dessert after lunch. You bring a sack lunch and a beverage.

Your Outreach Committee

NATHALIE M. HAMELE

Good bye to a very special lady on January 10, 2019. Nat was a very creative lady who was a member for twenty some years with CCQG. She, along with her husband Bob, introduced and ran CCQG yearly quilt auctions—ours had a cool twist because we had a 'live' auctioneer handling it!

Nat always took her artistic talents and added a new 'twist' to her quilting projects.

We are truly blessed that this lady touched our lives.



WORKSHOPS 2019

The CCQG Workshop Committee is excited to introduce the two teachers we have scheduled for 2019. We hope you are able to come join us to learn some new techniques and patterns.

✳️ **SNOWFLAKE DRESDEN PLATES** will be held Thursday, May 16th from 9:30 am–3:30 pm at the Marquette County Service Center located at 480 Underwood Avenue in Montello.

Our instructor for the day will be Christopher Weinhold from Wisconsin Rapids. Chris is a retired kindergarten teacher and happens to have a sister who owns Quilt-agiou in Mukwonago, WI.

Make this great Snowflake Dresden plate table runner using a 15-degree ruler. The finished size is 18x48-inches on the pattern, but the snowflakes can be used on any size table runner, placemats, wall hangings or lap quilt.

Cost for the day is \$33.00/workshop which includes pattern. Ruler extra/available to order

NOTE: We need to have your ruler order by April 12th.

Registration open to members until March 29th after which time the general public will be invited to attend.



♥️ **DOUBLE WEDDING RING-SANDY'S METHOD** will be held Thursday, June 20th from 9:00 am until 3:00 pm at the Marquette County Service Center located at 480 Underwood Avenue in Montello.

When we think of June, we think of brides & weddings...so the Workshop Committee has scheduled a Double Wedding Ring workshop for you.

Sandy Mason will be our instructor. Sandy along with her husband, Ron, owned and operated Quilts & Quilting in Princeton, Wisconsin for 38 years. She was also the 1st longarm quilter in Wisconsin.

Sandy admired the Double Wedding Ring quilt for years but never liked the 'all curves' method. So back in the 1970's, she came up with a simpler method to achieve this beautiful quilt. Sandy now has her 19th quilt top pieced.

This workshop will create a 36x36-inch wallhanging quilt. This workshop is for both the beginner or the seasoned quilter and anyone in-between.

Cost for the day is \$33.00/workshop which includes pattern.

Kits are available for \$39.95/each in either blues or reproduction fabrics with muslin backgrounds.

Registration open to members until March 29th after which time the general public will be invited to attend.

We can't wait for you to be INSPIRED!!! Workshop Committee

Please make checks out to CCQG, and mail payment to:

PJ W4999 County Road E Pardeeville, WI 53954

NAME: _____

PHONE NUMBER: _____

AMOUNT ENCLOSED: \$ _____

E-mail: _____

(If you have e-mail further communication will be done mainly via e-mail).

SNOWFLAKE DRESDEN _____ (\$33.00) RULER _____ (\$18.91)

DOUBLE WEDDING RING _____ (\$33.00) KIT _____ (\$39.95) _____ Blue OR _____ Reproduction

A light luncheon will be provided at each workshop.

CCQG SPONSORED RETREAT

The CCQG Retreat 2019 will be hosted October 13, 14 & 15, 2019 at the Mt. Morris Camp & Conference Center. The CCQG Retreat Committee would like to announce, that JV of Thornberry Quilts® will be the featured instructor for the 2019 Retreat.



The pattern chosen is *Tumbleweeds*. This project can be:

- ✱ A very scrappy project
- ✱ Can be 'controlled' by utilizing a pre-cut Jelly Roll & background yardage
- ✱ Fat quarters would work but the color pallet would be limited
- ✱ Leftover pieces used in the pieced border

For those not wishing to create a larger quilt, directions will be available for a table runner. The patterns will be available the first day of the Retreat, but pre-cutting is encouraged - everything will be cut at 2½-inches.

Watch for more updates & registration information in the CCQG 3rd Qtr Newsletter.

Life with Jane:

Jane began sewing at a young age, probably early grade school. In Jr. High she took clothing classes and sewed garments. She made my own wedding dress and a number of formals/bridesmaid dresses. She took some Stretch & Sew classes while living in Milwaukee and even made a bathing suit!

Jane didn't take up quilting until the 90's, and she hasn't stopped since! In late 2007, Dianne Larson (the previous owner of Mill House Quilts) asked her to design a Mystery Quilt for the shop-she has designed patterns for them ever since then.

About that same time, she was asked to host a *Strip Club* at Mill House Quilts, which has met every second Thursday since then. The gals that come have been testers for blocks she has designed. They still laugh about being the only *Strip Club* in Waunakee!

In 2011, Dianne gave Jane the name of an editor at Fons and Porter Magazine. She has a wonderful relation with a new Diane, and has done a number of quilts for their magazines. The most recent was in their new publication, Precut Patchwork, the January 2019 issue.

Last year, Jane decided to self-publish her patterns and sells them to quilt clubs and guilds as well as shops. Jane loves the challenge of designing & making quilts and will "retire" when it is no longer fun.

HAPPY 40th ANNIVERSARY!!!

Have you heard the news?!? This year is the 40th anniversary of the "how-would-we-EVER-quilt-without-it-tool":

THE ROTARY CUTTER!

The traditional symbol of a 40th anniversary is a ruby. So what did OLFA do to mark their milestone? Why, they invented the OLFA RubyRotary Cutter, of course.



Here's a fun little history lesson for you: In 1979, Mr. Yoshio Okada, founder of OLFA, introduced the rotary cutter to the marketplace. The Japan-based company had been making snap-off blades for other uses (the name OLFA comes from two Japanese words that mean "break the blade") when Mr. Okada had the idea to develop a rolling cutter. His invention revolutionized quilt making, and by the early 1980s, rotary cutters were being adopted by quilters everywhere.

Fast forward to today, when quilters around the world agree: you need a sewing machine, a rotary cutter, and a rotary-cutting mat and ruler to begin.

Curious???

Did anyone try the 'snow-dying' of fabric this winter? The article was featured in our Volume 19/Issue 1 CCQG newsletter. There definitely was not a lack of snow this season!!! If you did have the opportunity, please share the results with our members.

CCQG SPONSORED BUS TRIP

Bus Trip to Sparta, La Crosse and Onalaska Wisconsin

Saturday, May 4, 2019

This fun-filled tour consists of visiting several areas in south central Wisconsin. In **Sparta**, we will stop at **Quilt Corner** located in a charming historical home one block north of downtown that is owned by a mother/daughter team. There's a variety of items including fabrics, wool and even finished items. For the yarn fans, just three blocks away is **Yarn Stash**, selling interesting yarns and knitting supplies.

We will then venture to **La Crosse**, stopping first at **Shrine of our Lady of Guadalupe**. The Shrine is nestled on over 100 acres of God's Country in the Mississippi River Valley. In addition to the many beautiful chapels, statues, gardens, & devotional areas, the Shrine has a gift shop and full-service café where we will have lunch. After lunch you will have time to tour the Shrine Church or stroll the beautiful grounds.

Our second stop in La Crosse will be at **River Road Quilt Shop**. River Road Quilt Shop is the newest addition to the long-standing family owned business, **Nelson Flag**. A fun, inspirational quilt shop complete with quality fabrics, patterns, books & notions. Nelson's also offers a great selection of flags, gifts, accessories and everyday items.

Our next stop takes us to **Onalaska**, where we will stop at **Olive Juice Quilts**, a quirky quilt shop stuffed with a delightful variety of fabrics, patterns, books and notions. If time allows, we will stop in Tomah at **The Station** for ice cream-The Station also hosts a flower and gift shop.

The 38-passenger motor coach tour will depart from **Gohl Post BP Gas Station in Endeavor WI at 7:30 AM** (address N1777 County Rd CX), returning to Endeavor about 6:30 PM.

Please be at the Gohl Post 15 minutes prior to departure to assure that check-in and loading can take place quickly. Because we have a full day planned, we cannot wait for latecomers.

TOTAL COST OF THE ENTIRE TOUR PACKAGE is \$65.00

(includes charter bus, lunch, door prizes, snacks and water on the bus)

Seating is limited!! Reservations and payment due by April 6. Feel free to invite your friends!

NOTE: Registration is open first to CCQG members until **March 18**. After that date, registration will be open to the general public on a first come first serve basis.

Please fill out and detach the bottom form and send with your payment. Additional registration forms and Calico Capers Quilt Guild information and may be found on the website: www.ccqg.org

NOTE: There will be **NO** refunds. If you sent payment and cannot attend, you may send someone in your place.

Please make checks out to CCQG, and mail payment to:

EH, W5455 Gem Ave., Montello WI 53949

NAME: _____

PHONE NUMBER: _____

E-mail: _____

(If you have e-mail further communication will be done mainly via e-mail to reduce postage costs).

LUNCH CHOICE (circle one)

Turkey Club sandwich with French fries

Chicken Salad Sandwich with fresh fruit

Culina Mariana House Salad (romaine lettuce, tomato, cucumber, red onion and signature house citrus orange vinaigrette dressing. **NOTE:** would you like grilled chicken breast with your salad? Circle YES or NO


Lunch served with fresh baked cookie, lemonade, coffee, iced tea, or water.

WANTED

Candidates for QUILTING QUEEN

Must be able to:

- ◆ Achieve a perfect ¼-inch seam
- ◆ Ignore large piles of laundry & dishes
- ◆ Create handmade works of art for all occasions
- ◆ Give away handmade works of art without regret
- ◆ Smuggle bags of fabric into house without being noticed
- ◆ Stash large amounts of fabric throughout the living quarters
- ◆ Juggle multiple projects without guilt
- ◆ Understand that fat quarters do not need to lose weight
- ◆ Attend monthly piece talks and be familiar with quilting lingo
- ◆ Consume a wide variety of chocolate-related goods




SPLASH

Dive into a tropical heaven with Splash, Kona's newest
Color of the Year!

This brilliant blue-green hue is available only in 2019.

BOOK REPORT

This time around, we are going to not only focus on publications, but a featured author and ways she is touching not only quilters but women out there everywhere.



We introduce Marie Bostwick—some of you may be familiar with her *Cobbled Court Series*, which has six books and involve a quilting group & their fellowship. She also has several books that are 'stand alone'. Her book, *Second Sister*, became a Hallmark movie called Christmas Everlasting and aired during the 2018 holiday season. She has a new book, *Hope on the Inside*, coming out the end of March 2019.



I enjoy the magazine, *Mary Jane's Farm*. In the February/March 2019 issue, I found out that Marie has a farm girl book club. The books in this issue are all pet related! I turned to Winnefox Library System to see if any libraries had back issues of this magazine—they did! I checked out a few and found that Marie has been doing her 'Reading with Marie' for awhile. Each issue has a different focus—like coming of age last summer.



Marie's website (MarieBostwick.com) is very interesting and even features free patterns to download.



Her blog, Fierce Beyond Fifty, is fun. Marie says..."Welcome to Fierce Beyond Fifty, a life-style blog for women who are ready to sieze and celebrate their maturity and create lives of significance, empowerment and joy!"

Check her out & enjoy!

-EN-