


Calico Capers Quilt Guild

ccqg.org

Volume 15 Issue 3

July–September 2015

MEET THE AUTHOR

Have you had the opportunity to read books by authors such as: Debbie Macomber; Robyn Carr; Emilie Richards? New York Times Best Selling authors are singing the praises of Marie Bostwick which such comments as:

- *Watch Marie's star rise. This is one very talented writer.*—Debbie Macomber
- *The characters thunder with life right off the page and into your heart...I just adored every single page. Bravo, Ms. Bostwick!* -Dorthea Benton Frank
- *Marie Bostwick is my go-to author for feel-good novels. Her writing is always powerful, inspiring and uplifting...*-Robyn Carr
- *...brims with laughter and laser-sharp insight!*-Kristan Higgins

While thumbing through [McCall's Quilting](#) May/June 2015 issue, ran across the ad for [Ensingtonbooks.com](#) Always looking for another good read-so did a search on the Winnefox Library site and not only found the author, Marie Bostwick, but her complete collection of the COBBLED COURT QUILT series.

What a find!!! It always pays to read those ads in the magazines and newspapers. So decided to introduce you to this author—to some she may be an old friend and to others, someone you will want to take the time to meet.

An excerpt from [A Single Thread](#). *"The reporter nodded as she scribbled down a few notes. "What advice would you give..."*

"The same as I'd give to any woman who is facing any challenge or hardship in her life. Cling to your friends and be a friend to others. The need for friendship is the single thread that we all have running through us."

Marie shared this on Amazon: "A while back, my publishing house asked me to update my biography. I wrote two versions. This is the one that DIDN'T make it onto the cover.

"Marie Bostwick was born and raised in the northwest, where, being an overweight and socially awkward child, she collected a whole closetful of imaginary friends that are with her to this day. She graduated from college in

1984 with a bachelors degree in Communications (because it was the only degree that didn't require a statistics course) and a double minor in self-loathing and procrastination. Marie married while she was young and extremely fertile, quickly giving birth to three sons, who are now grown up and don't call nearly as often as they should.

Marie is the published author of a bunch of books. No kidding, a bunch. Like ten. She continues to be amazed by this.

So does her high-school English teacher. When not writing, Marie spends way too much time on Facebook and window shopping for RV's on the internet.

Marie loves to quilt. She really, really does. However, her enthusiasm for quilting outstrips her natural talent. This is at least partly because she has the attention span of a gnat and no math skills (see statistics course avoidance above). She is also pretty nearsighted which makes it hard to stitch a consistent quarter-inch seam.

After sunset, it's darned near impossible.

Marie likes to garden but is too scattered to give her garden the attention it deserves. The same can be said of her other hobbies -- piano, knitting, guitar, punchneedle embroidery, cooking, and kayaking. (Marie doesn't actually own a kayak but she wants one.) Marie has killed every single houseplant that has ever had the misfortune of coming into her possession. She hasn't balanced her checkbook since the late 80's and can never find her purse, glasses, or car keys.

Fact is, the only thing Marie truly knows how to do well is write, so please buy this book, if only to keep her from becoming a burden to society."

Check out her website; sign-up to become a READING FRIEND and see all the great things that may come your way. Plus a great bunch of books to curl up with and enjoy!

OLDE ENGLISH TILE WORKSHOP

The CCQG Workshop Committee has another creative opportunity. Back by popular demand is Klaudeen Hansen who will be teaching her *Olde English Tile* workshop. The date is set for Thursday, October 8, 2015 from 9:00 am–2:30 pm at the Endeavor Fire Station.

The cost is \$24/per person which includes the \$4/pattern fee. Bring a sack lunch.

Fee must be paid to reserve your spot—registration and payment due no later than September 15, 2015 by mailing it to: W4999 County Road E Pardeeville, WI 53954. Once registered, you will receive your fabric requirements & supply listing.

Note: Fifteen people are required in order to hold this workshop.

Class Description: Totally traditional pieced blocks can be quickly cut and machine stitched by the methods shown in this workshop. Amazing accuracy is possible using the ‘sew first—then trim’ technique. Start your own *antique* quilt by using Civil War reproduction fabrics or experiment with a table runner using your choice of fabrics. Unusual setting will be discussed & instructions included.



BIRDS OF A FABRIC FLOCK TOGETHER PICNIC


This our second year of having a picnic committee coordinate this annual event and it is exciting to see what is in store for us!!! We even have a theme this year, *Birds of a Fabric Flock Together Picnic*. Our annual picnic will be held on Monday, August 3rd starting at 6:00 pm at the Endeavor Community Center.

This year the committee have been working ‘long distance’ on their planning and sounds like some great things & goodies are coming your way. So because they don’t want anyone going home empty handed, they ask that you register by calling Janis (608-429-3020) **BEFORE** July 15th.

Tonight’s special presentation will be by Diane from Welcome Home, Portage about a new quilt design that will have been launched in July. Bring your wallets as the committee tells us that Diane will have a retail area setup.

Food Assignments: A-G bring main dish; H-O bring salad and P-W bring dessert. Please bring a serving utensil. Tableware & beverages will be furnished by the picnic committee.

Invite your neighbors & friends to this annual event & be sure to **REGISTER** by July 15th.



OFFICER ELECTION

Our annual meeting, on October 5th, will find us having an election of officers. Our President-Elect will be stepping up into the Presidency for the next two years. We need to fill the positions of President-Elect & Secretary/Treasurer which are two year terms.

Job Descriptions: The President-Elect is in charge of membership & in the absence of the President, shall perform all the duties of the President. The Secretary is responsible for the records of the organization. The Treasurer has custody of all monies, issues checks, keeps regular books & prepares monthly financial statements for meetings. For the complete job descriptions as they appear in our by-laws, contact the guild secretary and she can email you a copy of them.

This is an opportunity for you to serve our organization, please contact Amy to let her know where you would be willing to serve. As our by-laws read, the secretary/treasurer is not eligible to serve again as she has done it two terms [four years].

Note that in 2011, the guild by-laws amended Vice-President to President Elect as to better provide continuance with CCQG programs. The President-Elect will become President in the year following a two-year term.



MONTHLY MEETINGS

Our monthly meetings will be held at the Trinity United Church of Christ Fellowship Hall located at 234 North Church Street, Endeavor unless otherwise noted.

July—No Monthly Meeting

August 3 6:00 PM [Note Time & Location Change]

- Theme: *Birds of a Fabric Flock Together* Picnic [See page 2 for details]
- Tonight will be our annual picnic which will be held in the Endeavor Community Center. Invite your neighbors & friends to this annual event.
- Food Assignments: A-G bring main dish; H-O bring salad and P-W bring dessert. Please bring a serving utensil. Tableware & beverages will be furnished by the picnic committee. Be sure to register before July 15th.
- Featured Guest—Diane of Welcome Home, Portage

September 14th 6:15 PM Snacks/6:30 PM Meeting [Note Date Change]

- Program: *Redwork Embroidery*: A beauty created by the contrast between the thread and the cloth. Tonight your CCQG Speaker Committee brings to the meeting, our special guest, Deanna Waltz. Those of you who attended Quilt Expo 2014 may have viewed her Redwork Exhibit. Deanna will be sharing knowledge & creations with her *redwork* trunk show & much more.
- *Reaching Out* BOM
- Show 'n Tell & JOT
- Hostesses

Hostesses:

Thank you for sharing your hospitality with us.

We ask that you have the snacks ready for members by **6:15 PM**. We will start with this and then proceed to our meeting promptly at 6:30 pm.

Doors at the church Fellowship Hall will be opened by 6:00 PM for your convenience unless you make other arrangements.

HISTORY OF REDWORK

Redwork dates back to the latter half of the 19th century. America was introduced to redwork at the Centennial Exhibition of 1876 in Philadelphia.

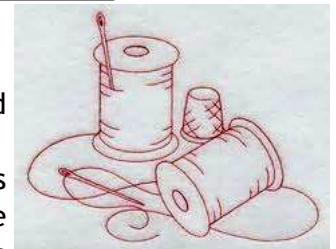
First seen in Europe, the technique was called “Turkey work”. Turkey red was the thread preferred for this art form because it was colorfast. The dye was made from the root of the madder plant—while slightly more expensive than synthetic dyes, it did not run or fade thus making it ideal for the women of that time to utilize it in their projects.

Women were encouraged to be more artistic and creative in their embroidery. So magazines, such as Harper's Bazaar and Godey's, began to publish designs. The magazines had simple sketches which many women used for patterns. They used a basic stem or outline stitch, using Turkey red floss. Indigo blue was also used, but not as much. The red was a more reliable color and more readily available for purchase.

Designs often included children at play, animals, flowers, birds and everyday objects in the house. Muslin squares with stamped designs sold for one cent—known as ‘penny squares’.

For young girls, Redwork was a way to develop their needlework skills - around the age of five or six these girls were expected to be proficient in basic stitching skills.

Redwork may be a simple or elaborate design, but it is still a fun way to add some stitches to a quilt—so why not pick up needle and thread and create a family heirloom today!



DOING THE MOST GOOD—SALVATION ARMY MISSION

Jill Lemkuil, Service Extension Field Representative from the Salvation Army, shared stories at the June 1st CCQG meeting about ways that their mission is carried out around the world. The Community Outreach Committee was able to present Jill with eleven completed tops to be utilized to those in need in the State of Wisconsin. What an uplifting and emotional presentation of our 2014 *Reaching Out* BOM—thank you members for sharing your stitches in your donated blocks each month!



REACHING OUT YET AGAIN

Do you feel frustrated by what's happening all around you, but don't know what you can do to help? San Francisco college art teacher Michael Swaine has been setting up a treadle sewing machine on the street, once a month (for 15 years!), in the Tenderloin district and makes free repairs to items for the residents. You can see a video of Michael at work on his treadle, by going to: CBSNEWS.com and choosing "San Francisco man helps make clothing as good as new."

Many of us grew up watching our parents and grandparents repairing, mending, darning, and replacing buttons, but today's society seems to have become the "throw-away" generation. Some are rebelling against this wasteful attitude, as you can see on sites such as Pinterest or Re-Scape and take another's discards, and make something delightful from them!

We can help, too, close to home. If we have enough interest, we could assist the temporary residents of the River Haven shelter, by repairing clothing or other fabric items for them.

Some things we need to consider: What will we (and won't we) be willing to repair? What might we use for patching? Will we sew on buttons? Replace elastic? Zippers? Do we need to set aside a fund for materials? Would we want to schedule work days when we have items, or do repairs on our own?

Cindy, River Haven's case manager, has said they have a need for this service. The shelter is also always in need of donations, as well as volunteers. A couple hours here or there can be a big help! River Haven's phone number is: 608-742-7687.

This *Reaching Out* opportunity will be placed on our annual meeting agenda for discussion and possible funding. If you would like to help our President get details & a report together for the annual meeting, contact her to lend a hand. Thanks for your consideration of this project!

\$8 SPECIALS

SEPTEMBER: **Happy Jack**-create a small wallhanging utilizing one Halloween charm pack. Time & date to be determined and announced later.

As requested, the Blueberry Pound Cake recipe from the May gathering—seems that the instructor spoils her students or is it bribing them to be creative?! Note that this makes two loaves.

- 1 cup butter, soften
- 3 cups sugar
- 1½ teaspoon vanilla
- ½ teaspoon lemon extract
- 6 eggs, room temperature
- 3 cups all-purpose flour
- ¼ teaspoon baking powder
- 1 cup sour cream
- 3 cups blueberries, fresh or frozen (do not thaw)

In large mixing bowl, cream butter & sugar until light and fluffy. Beat in extracts. Add eggs one at a time, beating well after each addition. Combine flour & baking soda—add to cream mixture alternating a few times with sour cream. Fold in blueberries.

Spoon into two greased/floured 9x5x3 loaf pans. Bake at 350° for 60-70 minutes or until toothpick comes out clean from the middle of loaf. If top getting too brown, tent with foil until done. Cool ten minutes before removing from pan-finish cooling on wire rack.

STRIPS PER YARD

Are you working on a project and wondering how many strips you would yield per yard of fabric. Check out [www.quilterspantry.com/sample-page/this-and-that/strips per yard/](http://www.quilterspantry.com/sample-page/this-and-that/strips-per-yard/) Here is a sample of what you will find and the chart [from 1-inch width to 12-inch width] you are able to print off:

Strips Per Yard

Strip Width	1/8 Yard	1/4 Yard	1/2 Yard	3/4 Yards	1 Yard
1"	3	8	17	26	35
1 1/2"	2	5	11	17	23
2"	1	4	8	13	17
2 1/2"	1	3	6	10	14
3"	1	2	5	9	11

A DAY OF HISTORY, RURAL LIFE & BARN

Tuesday, June 14, 2016

Father Marquette Center, Montello

St. John the Baptist Catholic Church Fellowship Hall

Parking Lot Corner of Clay Street & Hwy 22 North

Dear Calico Capers Quilt Guild Members:

Our plans are in it's infancy but now that the speakers are secured and a date locked in, we are able to proceed with the fund-raiser plans. We are asking our members to 'save the date' and be available to lend a hand not only in the preparations, but on the day of the event as well.

The tentative format for the day will be as follows:

8:15 am Registration

9:00 am Speaker: Jerry Apps

Jerry Apps, a professor emeritus at the University of Wisconsin-Madison will share his idyllic depiction of rural life and entice us to tour the still rural parts of the state to contemplate its barns; the architecture brought by families from the old world, how old barns have become an endangered species and more from his book, Barns of Wisconsin Places Along the Way.

10:45 am Break

11:15 am Luncheon

1:00 pm Speaker: Suzi Parron

Suzi Parron, often asked how it is that a woman from a state with very few barns-ended up spending three years studying barn quilts and another seven years & over 800+ barn quilts later, she can safely say that she is well versed in the subject. Suzi will share from her travels & book, Barn Quilts & the American Movement of an organized trail and pieces of patchwork art that adorns rural America.

Since we have a whole year to plan, we are able to work on various portions of this event.

One of the areas will be our basket [bucket raffle] area and we are asking for your help. Since we are focusing on barns and barn quilts which brings to mind rural life - can you see a pattern developing here!?!?

- We will sort through all donations and put together themed baskets - (ideas from our 2013 event were Christmas basket; Picket Fence; Wedding Basket; Picnic Basket; Bird Basket; Book Worm Basket; Wicker Basket filled with Quilting Notions; Iron Tote & Sewing Accessories; Purses/Totes; Gift Certificates from Wintergreen and many more).
- If you know of area shops or businesses that may be interested in making a donation, please check with them on behalf of our guild, Calico Capers Quilt Guild. Note that items need not be quilt related as this event will have non-quilters in attendance as well.
- The committee would gladly accept donations from our members to help with this fund-raising cause:
 - *Items that you have made or purchased-it must be unused.
 - *Downsizing your collection of fat quarters/precuts, kits, etc. Or how about a 'bale' of fabrics.
 - *Many of our members make lovely purses/totes, pillows - we would love one of your creations.
 - *Small quilted items are always welcome.


Anything you donate, please make it an item you yourself would want to receive.

NOTE: 100% of all proceeds from the basket raffle will go to the guild. Donations can be given to committee members starting at our annual meeting in October 2015 and until March 2016.

This event will be by advance ticket sales only. This is the only way we have to plan for food & seating. Costs are still pending at time of publication of the 3rd Qtr newsletter.


If you have ideas or wish to volunteer to coordinate a specific area, please let us know. This is sponsored by CCQG so all are asked to participate where they can. Thanking you in advance.

Tentative 2016 Fund Raising Committee



Jerry Apps, author of Wisconsin Barns
and
Suzi Parron, author of Barn Quilts & the American Movement
Luncheon
Basket Raffles
www.ccqg.org

SAVE THE DATE
Tuesday, June 14, 2016
when
Calico Capers Quilt Guild
Presents a *barn* themed day.
Featured will be:





FESTIVAL OF TREES CHRISTMAS GATHERING 2015

Mark your calendars for Monday, December 7th for an evening out with the girls & an opportunity to treat yourself this holiday!!

Meet us at
THE BALL ROOM
in
Downtown Portage

Registration & Cocktails:
5:45-6:15 pm
Dinner: 6:30 pm with
program to follow

We will be dining from *The Pyramid Table* buffet at a cost of \$21/per person which includes the gratuity & sales tax.

The charity selected to support this year will be the Free Clinic located in the lower level of Wilz's Drug, Portage.

Registration form & details will be available in the 4th Qtr CCQG newsletter.

Save the Date

A Quilter's Oath

All quilters start out as beginners.
No one is born knowing how.
But all who would be good quilters
Should make this solemn vow:



I will buy only quality fabrics.
I will keep clean my sewing machine.
I will help my fellow quilters
Be they eighty or seventeen.

I will carefully follow directions
That I am given in class
So that what I'm trying to make
Will truly come to pass.

I will try never to feel guilty
About my stash or my UFOs:
These are part of the quilting mystique
As every quilter knows.



Above all, I will embrace
The joys that quilting imparts
Of friendship, fun and sharing
That cheers and fills our hearts.

And when I'm no more a beginner
I won't hold in disdain
Those who know less than I do--
Who knows what heights they may attain?



Author Unknown