

Calico Capers Quilt Guild

www.ccqg.org

MEET HOLLY TAYLOR

Over the past number of years many of us have traveled down some or maybe all of these ‘roads’ on our quilting journey:

Country Road	Endangered Sanctuary	Cardinal Reflection
Winter’s Song	The Potting Shed	Maple Island
Lady Slipper Lodge	Turning Leaves	Pine Island Batiks
Woodland Summer	Timber Trail	Enchanted Pond
Wish You Were Here!	Boundary Waters	Town Square
Winter Forest	North Country Trail	Woodland Summer
Holiday in the Pines	Through the Winter Woods	

We anxiously await the next fabric line to release from Moda Fabrics by Holly Taylor who has been designing *warm & woody* for 18+ years.

On a recent Wisconsin Shop Hop stop in Whitehall this past June a comment was made to the shop owner that it would have been nice to have personally met Holly Taylor at the Minnesota Quilt Conference especially since she hails from Minnesota. Much to our surprise—the owner shared that Holly Taylor was not a person but a duo of two very talented women. Now many of you may have already known this, BUT we did not so as we approach the quilting holiday seasons—thought we would introduce you to Holly (Lynn Hawley Bloomquist) Taylor (Eileen Taylor).

As a representative for Moda Fabrics, Eileen Taylor immersed herself in the quilting industry and dreamed of designing fabric. Soon she and graphic designer & artist Lynn Hawley Bloomquist pooled their talents to design the Holly Taylor Fabric Collection creating lines of ‘Northwoods’ themed fabrics for Moda. This niche suits the Minnesota women well...both take inspiration from their home state’s natural beauty. The lacy pattern of leaves chewed by insects, the colors of the sunset over a lake, and the movement of water bugs dancing in reflections on water find their way into HT designs.

DESIGNING WITH THE WOODS IN MIND, an on-line article by Linzee McRay

“Countless people will tell you they dream of designing fabric. But a literal textile dream was the start of Eileen Taylor’s designing career.

‘I had worked in the industry for decades,’ says Eileen, ‘so when I dreamt an entire line of northwoods fabrics, in color, I attributed it being around fabric all day. But when I had the very same dream two nights later, I got up at 4:00 am and started sketching.’

While she had the vision, she claims she lacked the drawing skills to bring it to fruition, so she called on Lynn Hawley Bloomquist, a friend in the garment industry. Together they created a line of fabric based on their Minnesota surrounds and Eileen took it to Quilt Market three weeks later. Not only did Moda Fabrics like the look, they sold dozens of fabrics just from their artwork!

At the suggestion of Lynn’s son the women named their design team Holly (for Hawley) Taylor—*‘Taylor & Bloomquist didn’t have the right ring.’* says Eileen with a laugh.

Lynn & Eileen find inspiration for their fabrics all around them. *‘Sometimes we will just hop in the car and take a trip together,’* says Eileen. *‘We will wander down back roads looking for things in nature. We have even drawn inspiration from the names of Northwoods motels & inns.’* The women get their creative juices flowing by looking through shelter magazines, visit local shops and perusing racks of paint chips. Sometimes it is not necessary to leave home to find inspiration—the reeds & berries for floral arrangements—sparked the shapes and images of a fabric line.

Though Eileen retired from her role as a fabric rep for Moda of 17 years, lovers of *warm & woody* fabrics can rest assured that this design duo of Holly Taylor shows no signs of slowing down.”



MONTHLY MEETINGS

Our monthly meetings will be held at the Trinity United Church of Christ Fellowship Hall located at 234 North Church Street, Endeavor unless otherwise noted.

October 3rd 6:15 PM Snacks/6:30 PM Meeting

- ANNUAL MEETING
- PROGRAM: Two Block Quilts. Bring two block quilt projects to share.
- UFO CHALLENGE 2017: Tonight you will have the opportunity to sign-up once again for the challenge. If you should accept this challenge, it will begin November 7, 2016 and comes to completion on June 5, 2017. Bring your list of six UFO (which can include kits) - the list must be turned in at this meeting. Review the CCQG Jan-March 2016 Volume 16 Issue 1 Page 4 for details which will remain the same except for the dates.
- REACHING OUT BOM
- SHOW 'N TELL & JOT
- Hostesses: LJ; KT & MJT

November 7th 6:15 PM Snacks/6:30 PM Meeting

- PROGRAM: Homemade Ornaments
- REACHING OUT BOM
- SHOW 'N TELL & JOT
- Hostesses: JM, AO & AS

December 5th 5:30 pm Cocktails & Appetizers/6:00 pm Dinner [NOTE Time & Location Change]

- ANNUAL CHRISTMAS GATHERING
Wintergreen Resort, Lake Delton
- HOLIDAY PROGRAM with Games...Songs...Giving
- SHOW 'N TELL: Pillow Cases for Donation to Hope House
- Hostesses: KH; PJ; SL & RM

ADVICE FROM A 1949 SINGER SEWING MANUAL

"Prepare yourself mentally for sewing. Think about what you are going to do...never approach sewing with a sigh or lackadaisically. Good results are difficult when indifference predominates. Never try to sew with a sink full of dirty dishes or beds unmade. When there are urgent housekeeping chores, do these first so your mind is free to enjoy your sewing.

When you sew, make yourself as attractive as possible. Put on a clean dress. Keep a little bag full of French chalk near your sewing machine to dust your fingers at intervals. Have your hair in order, powder and lipstick on.

If you are constantly fearful that a visitor will drop in or your husband will come home and you will not look neatly put together, you will not enjoy your sewing as you should."



NOTE: If you are not enjoying your sewing or quilting—maybe you should look into this advice. ☺

MAKE A PILLOWCASE - MAKE A DIFFERENCE

You will note that the CCQG Christmas Committee has asked your help in making pillowcases for donation to the Hope House. But did you know that this donation counts towards the American Patchwork & Quilting *One Million Pillowcase Challenge*?!! After the donations are tallied up and presented to Hope House, they will be entered on the official pillowcase counter at the AP&Q web-site.

If you are looking for pillowcase patterns or color options, check out www.allpeoplequilt.com/millionpillowcases/freepatterns/. 2016 Sponsors: Moda; Martingale; Paintbrush; Handi Quilter; Timeless Treasures; Northcott; RK Fabrics; baby lock; COATS and Free Spirit.

Hostesses:

Thank you for sharing your hospitality with us.


We ask that you have the snacks ready for members by **6:15 PM**. We will start with this and then proceed to our meeting promptly at 6:30 pm.

Doors at the church Fellowship Hall will be opened by 6:00 PM for your convenience unless you make other arrangements.

Thank you.

BOOK REPORT

Winter season is in the air and as we turn thoughts to décor or plants—we think of holly [Ilex aquifolium]. Books with quilted holly in them was a bit of a challenge but I did find two books.



The first book, Christmas Sparkle, is a Leisure Arts book I found at Jo Ann Fabrics. This book, is by Mary Jane Carey of Holly Hill Quilt Designs. There are several with Log Cabin blocks and appliqué. The 'Holly Log Cabin' quilt has holly appliquéd in the borders. There are several quilts, a pillow, wallhanging and a stocking with prairie points. Mary Jane also has an online shop. She says, *"The love of quilting and especially quilts with appliqué have warmed our hearts here at Holly Hill Quilt Designs. We hope they will warm yours too."* You can find her designs at: www.hollyhillquilt designs.com

I found a second book, Frosted Memories, by Sherri K. Falls. at Teapot Quilts Cottage, Montello as well as one in the Winnefox Library System. This book has a holly table runner and a 'Silent Night' pillow with prairie points and embroidered holly. There are more than a dozen projects in this book. They include quilts, a tote, pillow and both small & large projects.



'DECK THE HALLS WITH HOLLY'

COUNTY FAIR RIBBON WINNERS 2016

COLUMBIA COUNTY: Open Class

Junior Class

MARQUETTE COUNTY: Open Class

Youth Class


SAUK COUNTY: Open Class

Junior Class



Thank you to our ribbon maker & county fair judges. Your time is appreciated.

Also thanks to all who entered and supported our local county fairs!



\$ 8 SPECIALS

October 20 9:30 am–2:30 pm Making Fabric Bins First National Bank Community Room, Montello

November 10 9:30 am–2:30 pm Homespun Santa Ornament

Sign-up sheets will be at the monthly meetings. Upon payment, you will receive the supply listing.

FOUR ELEMENTS

"You've heard of the Four Elements, right? I can never quite get them straight. Is it air, water... um, chocolate? No, wait... water, fire ... fabric? I give up! All I know is they're supposed to be the basic elements that all of life is made of, which means that fabric really ought to be in there somewhere. I mean, how do you expect to maintain the fabric of the universe without actual fabric! It's just common sense, people!"

-Jenny Doan-

OUTREACH NEWS

We hope all of you had a wonderful summer! Soon we will be experiencing cooler temps and the beauty of all the fall colors! Outreach is ready to start up with the workshops again and we have some wonderful things planned!

At the September 27 Outreach Work Day we will be presenting a quilt to BK, Marquette County. B. had given us a partially made quilt top she started plus all of the fabric needed to finish it. She asked us if we could finish it for her and then she was going to use it as a raffle quilt to help raise money for a Marquette County Park that tentatively may be located in Montello. As a "Thank You", she will be supplying lunch for our Outreach work day on September 27! B. was instrumental in helping us get a \$100.00 donation from the Montello Rotary Club last year, so finishing the quilt top was a great way of thanking her for that!

At the October 25 and November 15 (a week earlier due to Thanksgiving) Work Days we will be making pillowcases for Hope House, Baraboo for 'The Joy of Giving' portion of our Christmas Gathering. If anyone would like to donate some fun prints to this, or make some at home if you are unable to come to the work day, we would really appreciate it. The pillowcases take $\frac{3}{4}$ yard for the body, 2-inch strip for accent & $\frac{1}{4}$ yard for the cuff. We plan to utilize the "burrito" method of assembly thus leaving no raw edges exposed. Our goal is to secure pillows to go along with these cases.

CCQG Community Outreach is hoping to present the Comfort Quilts to Divine Savior Healthcare at our October Quilt Guild meeting. Members of the guild can continue to donate to this cause throughout the upcoming year. We will also be working on them at some of the work days throughout next year as well. Although we have quite a few of the tops finished, we still have many that need to be quilted and bound. They are small enough that they can be machine quilted on a domestic machine. So if you are comfortable doing that please let us know. We have some batting available for them too if you cannot supply that.

Between the Comfort, QOV and the BOM quilt tops, we currently have more than the longarmers can keep up with! But we look at that as a "good" problem because it shows just how giving our members are of their time and talents! So let's be clear...we are NOT complaining, just in need of some help! LOL

Your Outreach Committee

WESTWARD TO AND WITH SISTERS

AHH—SISTERS—WHAT A TRIP WE HAD...

The journey began on June 30 when I was picked up by my Ohio quilting sisters, (namely sister-in-law S. and her sister J.). The Ohio girls were collecting the 2016 Row by Row Experience rows and license plates so the plan was that we had to visit at one quilt shop in each state we traveled through.

Our first shop was Grubbers near St. Cloud, MN, always a treat and getting there at 5:30 pm saves on the pocketbook. July 1st found us in Bismarck, ND visiting JR Sewing & Vacuum, nice shop with some equally nice sales. (Need I say more...?) We continued west on I-94 thru the North Dakota Badlands heading for Billings, MT for the night.

July 2...we continued traveling west through the vast Montana prairies. My travel companions had never been in this part of the country so this was a treat for them as we made our way west. Our thoughts were with our pioneer ancestors as they made their journey westward in covered wagons. We were grateful for the paved roads and rubber tires. We had quite the surprise in Big Timber, Montana with the Little Timber Quilt Shop. It was a big shop in this little "cowboy" town. We also stopped in Livingston at Back Porch Quilts. To keep on schedule we had to beat feet to Coeur d' Alene, ID driving through the Rocky Mountains on our way. The Idaho shop we chose was Bear Paw Quilting, again a very nice shop.

Western Washington surprised us with the thousands of acres of wheat fields ready to harvest. We had a shorter travel day planned and weren't sure if we would find any shops open since it was Sunday, July 3 and a holiday weekend. But we did find Regal Fabrics in Spokane, they had a nice selection of Japanese and Belgian designed fabrics. We continued on to Quilt mania in Richland, WA for our final shop of the day. Our stop for the evening was River Ridge Resort, near Boardman, OR located on the Columbia River. The area was just beautiful.

July 4th arrived with another beautiful day, Happy Birthday USA! We were treated to the parade in Boardman as we were leaving town. A short time later the girls realized that the triangle shaped cloud in the distance was really Mt. Hood over 100 miles away. We continued through the wheat fields, areas of rocks and sage brush in western Oregon.

We arrived in Sisters early enough to "spend" an hour or so at the Stitchin' Post Quilt Shop. The shop was hopping with quilters from all over the world. The Quilters Affair classes were already going for many. We arrived at our home away from home for the week. A four bedroom, three bath house on Black Butte Ranch located about six miles west of Sisters. We had elk and deer in the backyard and the 3 Sisters Mountains in the front. My sister, D., arrived from Denver later that evening and the other four quilting friends arrived in the next few days.



Tuesday was a quiet day, sewing and just relaxing. D. and I went to the bingo evening hosted by the "Man Quilter", Rob Apell. Didn't win anything but had a great time. Wednesday was a shopping day for all of us. We visited other shops in Bend, Redmond, and Prinnville. The crowds and traffic in Sisters was heating up in anticipation of the one-day quilt show on Saturday.

Thursday & Friday found us attending lectures and a picnic. Valorie Wells, owner of the Stitchin' Post and creator of the Sisters Outdoor Quilt Show, spoke about Mixology and her quilting journey from early traditional using template to the modern quilt movement. She also promised that it would not rain on Saturday. The other lecturer was with Angela Walters. She is a self-taught machine quilter. (She is young enough to be our daughter) We also roamed around town at the many galleries and boutiques. Most of the shops had quilts hanging inside them already.

WESTWARD TO AND WITH SISTERS (c o n ' t p g 4)



Saturday, July 9; QUILT SHOW DAY arrived clear and sunny for the 41st annual outdoor quilt show.


We had been told to get there early and watch the quilts being hung. We arrived at 7:30 am. The firemen were already hanging quilts on the Stitchin' Post building, with lots of advice from the attendees, and each store owner was busy hanging their designated quilts on their store fronts.

The show was along the main street in Sisters (over a mile) and one block in both directions on all of the side streets. There was a large tent with the instructors display and other specific galleries for some of the designers. We walked over six miles that day looking at



the quilts. We were told that there was between 1,900 and 2,300 quilts and wallhangings displayed from quilters all over the world. Many of the projects were for sale also.

If you have previously attended the Sisters Outdoor Show you need to go again.



If it is still on your bucket list - go! The area is one of the most beautiful areas of our country.

Sunday the 10th was a quiet day with some of our quilting sisters leaving for home and the rest of us were just tired...

THE JOURNEY HOME...

With hugs to our flying friends we (SIL) S. and I left Sisters on Monday. We traveled US Hwy 20 east across central Oregon into southern Idaho. Remember we are still searching for the RXR license plates and rows

as we traveled.

We found the largest quilt shop in the northwest, The Gathering Place, in Rupert, ID, Village Dry Goods in Brigham City, UT and Keama's Quilts in Green River, WY. We dodged Frontier Days in Cheyenne, WY (scheduled for a week later) and found The Quilt Basket in York, Nebraska.

We stopped at AccuQuilt near Omaha and cruised through Des Moines heading into northeast Iowa still searching for those RXR license plates and rows. We found the shop, One Block Over, in West Union and Red Roxy in Decorah.

Crossing the Mississippi River back into Wisconsin, my journey was almost over. Home was near—the adventure complete. Everyone returned home safely with the memories of a great quilt show, great times and lasting friendships.

Travels are wonderful to take and even more when keeping a journal for memories and to share with others. If you embark on quilting travels in the upcoming year - we welcome you to share them with us. Just send them to the newsletter committee. Thanks.