

Calico Capers Quilt Guild

www.ccqg.org

SAINT FLANNEL


Augustus Flannel, born circa 1680, was a Benedictine Monk who traveled Northern Europe and became known for bringing warmth, in the form of flannel blankets, to the local poor.

His selfless quest for patrons to provide sources for his beloved flannel earned him Sainthood several decades after his death, when his devotion to warming the poor was recognized by popular acclamation by the people of his region.

In the early part of the 19th century, he was granted an official Saint's Day, which is November 15th in Northern Europe, and all of the Northern Hemisphere. This day roughly corresponds with the beginning of the coldest part of the year in these regions.

In celebration of Saint Flannel's Day, people often remove their regular cotton sheets for the winter and replace them with their favorite flannel sheets and blankets.

It is also customary in parts of Northern Europe for young adolescents to try their hand at changing the sheets themselves, without adult help. If they perform this task correctly, then legend has it that Saint Flannel will deliver a small gift at the foot of their bed while they slumber peacefully.



Numerous quilt shops around the country are planning a St. Flannel's Day Party. Pieceful Gathering for one is hosting a Pajama Party on November 28th this year...*'Put on your flannel pj's and come join in some flannel fun! We will read the story of St. Flannel and then share some flannel-inspired projects.'*

Isn't it always amazing how many fun things we can find to do in the quilting world?!?! ☺

WHAT MAKES FLANNEL DIFFERENT?

"All fabric has a thread count, how many threads there are per square inch. Thread count varies from company to company and from fabric to fabric. Greige goods is the term for the base cloth a design is printed on.

Greige goods for regular cotton quilt fabric commonly has 68x68 threads per square inch using a 1-ply yarn. A heavier cloth is often 60x60 threads per inch from slightly heavier 1-ply yarn. The higher numbers indicate a tighter, finer fabric. The more threads per square inch, the better the coverage.

Flannel is usually 42x43 threads per square inch. Heavier flannels can be 42x46 using a heavier 2-ply yarn. Some flannels use a single/double yarn, meaning that the yarn is single-ply in one direction and double-ply in the other. You might think that single/double fabric would be thinner; however, the fabric is backfilled with resins for fullness.

Flannel fabric is 'napped' with brushes that breakup the surface fibers. This gives flannel its distinctive fuzzy appearance. The fabric is printed, then napped again on one or both sides. It can be double-napped and/or single-napped depending on what the finished fabric is supposed to look like.

Flannel ravels. That is its nature. Flannel also has the tendency to stretch so treat the fabric gently. Be careful not to pull it out of shape as you work with it. On the plus side, the stretchiness makes it easier to ease in fullness when you have to. Once the top is together, be careful how you handle it. Don't hold it up by one edge, allowing the weight of the top to stretch it out of shape." -Goldsmith & Jenkins-

MONTHLY MEETINGS

Our monthly meetings will be held at the Trinity United Church of Christ Fellowship Hall located at 234 North Church Street, Endeavor unless otherwise noted.

October 2nd 6:15 PM Snacks/6:30 PM Meeting

- ANNUAL MEETING (agenda appears on page 3 for your review)
- PROGRAM: What support we quilters can find on the Net by way of free patterns, blogs, tutorials and so much more!
- REACHING OUT BOM
- SHOW 'N TELL & JOT
- Hostesses

November 6th 6:15 PM Snacks/6:30 PM Meeting

- PROGRAM: Homemade Ornaments
- REACHING OUT BOM
- SHOW 'N TELL & JOT
- Hostesses

December 4th 5:30 pm Arrival/6:00 pm Dinner [NOTE Time & Location Change]

- ANNUAL CHRISTMAS GATHERING (Invitation & Details on Page 8 of this newsletter)
River's Bend, Montello
- PROGRAM
- WHITE ELEPHANT GIFT EXCHANGE
- JOY OF GIVING—Literacy Volunteers- Marquette County
- Hostesses

Hostesses:

Thank you for sharing your hospitality with us.

We ask that you have the snacks ready for members by **6:15 PM**. We will start with this and then proceed to our meeting promptly at 6:30 pm.

Doors at the church Fellowship Hall will be opened by 6:00 PM for your convenience unless you make other arrangements.

Thank you.

PICNIC RECIPE

Creamy Lemon Supreme (Yield: 12 servings)

Crust

- 12 lemon cream-filled sandwich cookies, finely crushed (1 ½ cups)
- 3 T butter or margarine, melted
- 1 lemon



Filling

- 2 lemons
- 1 (2.9 oz) package lemon cook & serve pudding/pie filling (not instant)
- ½ cup sugar
- 2 cups water, divided
- 2 egg yolks
- 1 T. butter or margarine
- 2 (8 oz) packages cream cheese, softened
- ½ cup powdered sugar
- 1 (8 oz) container frozen whipped topping, divided

1. Lightly spray 9" springform pan with nonstick cooking spray. For crust, finely crush cookies. Combine crushed cookies and melted butter. Press crumb mixture into bottom of pan. Cut 6 thin slices from lemon; cut each slice in half and place lemon halves against inside collar of pan with cut side touching crust. Refrigerate while preparing filling.
2. For filling, zest lemons to measure 1 ½ teaspoon. Juice lemons to measure ¼ cup juice. Combine pudding mix, sugar, ¼ cup water and egg yolks in small saucepan, stir until blended. Stir in remaining 1 ¾ cups water. Cook over medium heat, stirring constantly until mixture comes to a full boil; remove from heat. Set aside ½ cup of the pudding; cool slightly. Whisk butter and lemon juice into remaining pudding in saucepan; cool 15 minutes, stirring twice.
3. In medium size mixing bowl, combine cream cheese and powdered sugar; mix well. Whisk in reserved ½ cup lemon pudding and 1 teaspoon lemon zest. Fold in 2 cups whipped topping; spread mixture over crust.
4. Stir remaining lemon pudding mixture and spoon evenly over cream cheese filling, spreading gently. Refrigerate at least 6 hours.

Run a very thin knife around side of dessert; release collar from pan. Garnish with remaining whipped topping and lemon zest. Cut into wedges.

Notes: You can substitute vanilla cream-filled cookies for lemon cookies. You can use Neufchatel cheese but do not use fat-free cream cheese

ANNUAL MEETING AGENDA October 2, 2017

6:15 pm Snacks & Fellowship

6:30 pm ANNUAL MEETING

Call To Order—President

- * Roll Call
- * Minutes from 2016 Annual Meeting at head table for review before meeting
- * Financial Statement for 2017 & Budget for 2018 - Treasurer
 [Page 5—Posted Financial Statement through 8/31/2017 for your review before Annual Meeting]
 Proposed Budget for 2018: Working \$2,385.00 & Organizational (Covered by Dues) \$680.00 = \$3,065.00
 Discussion/Budget Amendments/Approve
- * By-Laws-only at our annual meeting can amendments be made to our by-laws. See Page 7 of this 4th Quarter CCQG newsletter for all proposed amendments to the by-laws for this annual meeting 10/2/2017.
- * Election of Officers: Vice-President & Secretary [if changes are amended to our By-Laws].
 PLEASE CONSIDER TO STEP UP TO VOLUNTEER FOR ONE OF THESE POSITIONS.
- * New Officer Team takes over and finishes running the meeting.

COMMITTEE 2018: Great place to serve your organization as we reach out to our members and beyond into the public with our art of quilting. Sign-up sheets passed around to fill these committees: Bus Trip; Calling; Christmas Gathering 2018; Community Outreach; Fair Ribbons; Fund-Raising; Judges/Award Fair Ribbons; Ornament Demo/ November 2018; Picnic 2018; Quilt Show 2018; Raffle; Retreat; Speakers/Special Events; Website; Workshop and \$8 Specials.

Each committee will receive a Finance Request Sheet w/allotment and an income vs. expense form that they will be responsible to fill out and file with the treasurer after their event or outreach.

PROGRAMS 2018: What would you like to see presented at the monthly meetings as our educational feature? A sheet will be passed around—your officer team will review these suggestions as they make plans for the 2018 calendar year. Watch your quarterly newsletter and the guild website for updates.

HOSTESSES 2018: Sign-up sheet will be passed around for monthly hostess volunteers.

OUTREACH 2018: This is an important part of who we are as Calico Capers Quilt Guild—covering & giving to others in need with our quilted projects! Note that volunteering doesn't mean you need to be at workdays—you can always get a few friends together or even work alone at home on the projects. We welcome your participation however and whenever it may be given. The quilt bank will continue to be replenished so we have items when a need arises.

MONTHLY MEETINGS:

- Continue to met at the United Church of Christ in Endeavor. Current monthly donation to the church for the use of their fellowship hall is \$20/month to help defray costs of A/C or heat during our scheduled monthly meetings.
- Meeting dates for 2018: January 8; February 5; March 5; April 2; May 7; June 4; July—No Meeting; August 6 – Annual Picnic; September 10; October 1; November 5 and December 3—Annual Christmas Gathering.

MEMBERSHIP DUES: Payable by October 2, 2017 to keep you current. **With your dues, please provide your current address; phone number of preference and email—if we DO NOT have these updated, we may be using one that no longer is in use. We are only as current as you keep us.**

What your dues covered in 2017 based on membership of X58

- Quarterly Newsletter—\$318.04 (Estimate as 4th Qtr has not been sent at press time)
- Fixed Expenses \$190.00 (Donation for hall use/annual filing fees)
- Copies; Office & Hostess Box Expenses: \$96.28 (Stamps, Hostess Box; Copies)

Total expenses (coming from dues) for 2017 was approximately \$10.42/per member with membership dues currently at \$15.00 per person.

At our 2005 annual meeting, it was approved to use our dues to cover the cost of four newsletters, monthly meeting handouts and fixed expenses.

OTHER BUSINESS: If you have anything that needs to be addressed at our annual meeting—please see if gets to an officer team members so it can get on our agenda **BEFORE** our scheduled annual meeting.


AJOURNMENT

BOOK REPORT

For all you flannel lovers...there are several books in the Winnefox Library System. It was difficult to choose, but these two stood out.

The first book was special because we heard Becky's presentation in Duluth. The book is Curl-Up Quilts by Becky Goldsmith & Linda Jenkins.

The book explains what makes flannel different and how it differs when used in quilts and appliqué. There are nine different projects, including quilts, pillows and even pin cushions. So, if you want to try a Sweet Pea wallhanging or Meow & Woof quilt—check this book out!



The second book is Four Seasons in Flannel by Jean Wells & Lawry Thorn.

We in Wisconsin love our changing seasons. This book definitely has an Up North look. There are woodland animals, chickadees and even fish. For those who enjoy embroidery there are several projects. They include the directions for the different stitches.

How about a Starry Night or Piney Woods quilt? Perhaps a Chickadee table runner? There are quilts, wallhangings, pillows and many more projects for the changing seasons. The authors say...'If you haven't stitched with flannel fabrics before, you're in for a treat.'

A flannel quilt is definitely on my list of new projects! Someday...

COUNTY FAIR RIBBON WINNERS 2017

COLUMBIA COUNTY: Open Class...Christie L. Rhinehart Portage

Junior Class...Medora Richards, Lodi

MARQUETTE COUNTY: Open Class...Kathy Gessner

Youth Class...Blake Brancel

SAUK COUNTY: Open Class...Victoria Peetz, Prairie du Sac

Junior Class...Eve Hollenberger



Thank you to our ribbon makers & county fair judges. Your time is appreciated.

Also thanks to all who entered and supported our local county fairs!

JVSF received this email & we share it here with our members. To touch the lives of children is a good thing! "I wanted to thank you for the beautiful ribbon you awarded my daughter's tuffet at the Sauk County Fair. She is 11 years old and it meant so much to her that your group recognized her hard work. My mom is a quilter and has been teaching her the trade. This tuffet included many trials and errors, sweat, tears and many, many hours. She is incredibly proud of her work but only another quilter would recognize what it took to complete this activity. Thank you again, Heidi & Eve Hollenberger (and Grandma Thankful Sanftleben)" Just heard—Eve won another award at the Wisconsin State Fair!

Thank you so much for choosing my quilt to put your beautiful ribbon on. I am very Honored by the recognition.

Christie Rhinehart, Portage

\$ 8 SPECIALS

Thursday, October 19th 9:00 am—3:00 pm Strata 1=2 Instructor: JO First National Bank Community Room, Montello

Sign-up sheets will be at the monthly meetings. Upon payment, you will receive the supply listing.

PONY EXPRESS TRAIL

The Pony Express has huge appeal today, even though it operated for only eighteen months. On April 3, 1860, a lone rider left on horseback from the gates of one of the nation's most historic landmarks, the Pikes Peak Stables in St. Joseph, Missouri. Carrying saddlebags filled with our nation's hopes and dreams, the Pony Express riders traveled 2,000 miles west to Sacramento, California. These brave young souls raced against nature's cruel elements and rugged terrain in an attempt to unite a country separated by distance. The one-way trip usually took ten days. Riders changed horses every 12-15 miles, and rode 75 to 100 miles before turning the mail over to a fresh rider at one of the forty or so "home stations" along the route. To keep weight of the horses' load down, riders were required to weigh less than 125 pounds.

Northcott Silk Inc has collaborated with the Pony Express Museum in St Joseph, Missouri, to create a fabric collection that celebrates this unique part of our American history. The collection features a panel that is an authentic replica of the original Pony Express route map, and a wide range of prints showcasing images from the pony express archives. There will also be a Pony Express pin available with collectible Charms for each of the eight states along the Pony Express route.

THE PONY EXPRESS BLOCK PARTY

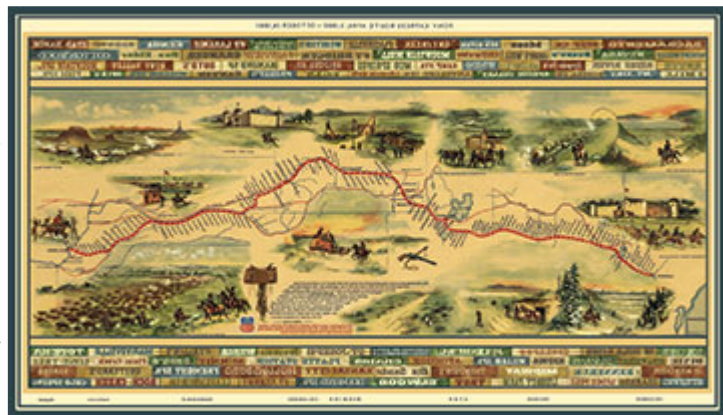


Celebrating a unique part of American history, Northcott Silk Inc. will launch the *Pony Express Block Party* for the states on the Pony Express Trail. Brick and mortar quilt shops in California, Nebraska, Missouri, Wyoming, Utah, Colorado, Nevada & Kansas have been

invited to participate in this exciting event - a Consumer Quilt Challenge - taking place from September 9-24, 2017.

Take time to watch the promotional video and view the collection at www.youtube.com/watch?v=klyBYVtIQRA

If you are traveling this September through our western states, why not travel the Pony Express route - who knows, you may have to stop and *freshen up from your ride* at one of the participating shops [Northcott website lists the shops that will be participating]. Otherwise, those of us 'off the route' we will have to wait until October or so to see if shops in our areas will be carrying the line.



FROM OUR PRESIDENT

Members of the Calico Capers Quilt Guild, I would like to take this moment to thank you for the opportunity you have given me to be your President. In the past two years, I have seen this guild grow in many ways. Our generosity and kindness in the quilts we make is felt all over the communities we live in. The membership has grown and that makes us strong with ideas and enthusiasms to do more. I loved when members came up to me with suggestions and ideas for our Guild to build on. October is our once-a-year business meeting to review what we have done and what we can do. We have many committees that need to be filled with your ideas and energy. Step up to become an officer; it is a great group to work with to bring ideas to fruition. I would also make this point that we are there for each other—I counted on you and you were there through my two years of service. Thank you with love to all. AS

OUTREACH NEWS

We hope that all of you had a wonderful summer and were able to get some quilting in on those rainy days we had!

The Outreach Work dates for the fall are as follows: **Tuesday, September 26**— We will be working on the construction of more placemats. **Tuesday, October 24**—We will be working on a 'yet to be determined' Outreach Project. An announcement will be made once a decision has been made. **Tuesday, November 28**—Continuation of the Outreach Project from October.

There will be no Outreach Work Days in December—See you next year in January!

PROPOSED AMENDMENTS TO BY-LAWS

The current Officer Team has worked on the CCQG By-Laws. Below, please review the proposed changes and amendments which will be brought before the organization at the Annual Meeting in October 2, 2017. If you wish to review a current copy of the by-laws before the meeting, contact a guild officer.

Article III Section 6

Proposed Change:

Amend Article III to Read...

Section 6. Compensation

Directors shall pay annual dues.

Article IV Section 4

Proposed Change:

Amend Article IV to Read...

Section 4. President-Elect

Add the following sentence: The president-elect shall assume the office of President at the conclusion of the current terms.

Article IV Section 5

Proposed change: Splitting the office of Secretary/Treasurer into two offices

Amend Article IV to Read...

Section 5. Secretary

As Secretary, she/he shall keep all the records of the organization. She/he shall attend all meetings, take and prepare minutes covering such meetings, prepare and keep such other records as may be necessary or determined by the officers and handle correspondence for the organization and shall be in charge of printing the minutes.

Section 6. Treasurer

As Treasurer, she/he shall have custody of all monies of the checking and savings upon the same as is proper in the course of business of the organization; subject to the control by the officer team. She/he shall keep regular books and prepare regular financial reports for presentation at all meetings. She shall file any licenses and pay required fees. She/he shall prepare and present the annual budget at the annual meeting.

Article V; Section 4

Proposed Change:

Amend Article V to Read...

Section 4. Dues

Annual membership dues shall be determined each year by a 2/3 majority vote of those members attending the annual meeting. Junior membership dues shall be ½ of the adult rate. Dues are payable commencing October 1st. The fiscal year shall be from October 1st through September 30 of the following year. A member who has failed to pay dues within sixty (60) days will be dropped from the membership.

Article VI; Section 2

Proposed Change:

Amend Article VI to Read...

Section 2. Program Committee

The Program Committee shall consist of the President, President-Elect, Secretary & Treasurer. Members will be responsible for programs at regular monthly meetings.

Article VII

Amend Article VII

Proposed Change:

Amend Article VII

Delete last sentence which reads: "Amendments will be added in different type style to stand out from original bylaws."

According to APQ—popular quilt blocks are back in vogue with themes such as: *Log Cabin Love*; *Pretty Nine-Patch*; *Stunning Stars*; *Breezy Pinwheels*; *Cozy House Blocks* and *Brimming Basket Blocks*.